

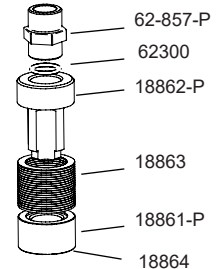
### FOOT VALVE 3/4" WITH PP DISC FILTER

#### TECHNICAL FEATURES

|                                   |                     |
|-----------------------------------|---------------------|
| Foot filter with valve and weight |                     |
| Max. flow:                        | 600l/h              |
| Connection:                       | 3/4"                |
| Materials:                        | PP/FPM/Borosilicate |
| Dimensions:                       | 116mm x Ø40mm       |
| Mesh:                             | 120                 |

#### LIST OF PARTS

|                 |   |
|-----------------|---|
| <b>18-833-P</b> | <b>Foot valve 3/4 with PP disc filter</b> |
| 62-857-P        | Injection check valve 3/4" boro           |
| 62300           | 19X3 FPM o-ring                           |
| 18862-P         | Body foot filter disc 3/4 pp              |
| 18863           | Disc foot filter 3/4                      |
| 18861-P         | Cap foot filter disc 3/4 pp               |
| 18864           | Weight foot filter disc 3/4               |



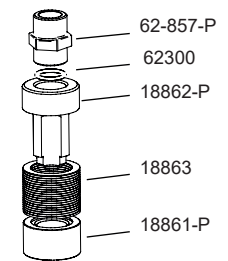
### FOOT VALVE 3/4" WITH PP DISC FILTER FOR SUCTION LUNCE

#### TECHNICAL FEATURES

|                        |                     |
|------------------------|---------------------|
| Foot filter with valve |                     |
| Max. flow:             | 600l/h              |
| Connection:            | 3/4"                |
| Materials:             | PP/FPM/Borosilicate |
| Dimensions:            | 116mm x Ø40mm       |
| Mesh:                  | 120                 |

#### LIST OF PARTS

|                 |  |
|-----------------|--|
| <b>18-834-P</b> | <b>Foot valve 3/4 with PP disc filter for luncce</b> |
| 62-857-P        | Injection check valve 3/4" boro.                     |
| 62300           | 19X3 FPM o-ring                                      |
| 18862-P         | Body foot filter disc 3/4 pp                         |
| 18863           | Disc foot filter 3/4                                 |
| 18861-P         | Cap foot filter disc 3/4 pp                          |



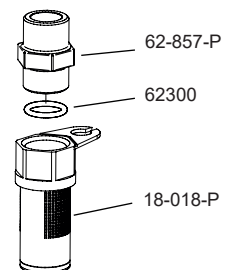
### FOOT VALVE 3/4" WITH PP FILTER

#### TECHNICAL FEATURES

|                               |                         |
|-------------------------------|-------------------------|
| Connection:                   | 3/4"                    |
| Max. flow:                    | 200l/h                  |
| Materials:                    | PP/FPM/<br>Borosilicate |
| Foot filter with check valve  |                         |
| Dimensions:                   | 100mm / Ø35mm           |
| Dimensions with level sensor: | 100mm/ Ø58mm            |
| Mesh:                         | 30                      |

#### LIST OF PARTS

|                 |                                      |
|-----------------|--------------------------------------|
| <b>18-830-P</b> | <b>Foot valve 3/4 with PP filter</b> |
| 62-857-P        | Injection check valve 3/4" boro.     |
| 62300           | 19X3 FPM o-ring                      |
| 18-018-P        | Foot valve L 3/4 PP                  |



### FOOT VALVE 3/4" WITH PVDF FILTER

#### TECHNICAL FEATURES

|                                  |                           |
|----------------------------------|---------------------------|
| Connection:                      | 3/4"                      |
| Max. flow:                       | 200l/h                    |
| Materials:                       | PVDF/FPM/<br>Borosilicate |
| Foot filter with check valve     |                           |
| Dimensions:                      | 100mm / Ø35mm             |
| Dimensions with<br>level sensor: | 100mm/ Ø58mm              |
| Mesh:                            | 30                        |

#### LIST OF PARTS

|                 |  |
|-----------------|--|
| <b>18-830-F</b> | <b>Foot valve 3/4 with PVDF filter</b> |
| 62-857-F        | Injection check valve 3/4" boro.       |
| 62300           | 19X3 FPM o-ring                        |
| 18-018-F        | Foot valve L 3/4 PVDF                  |

