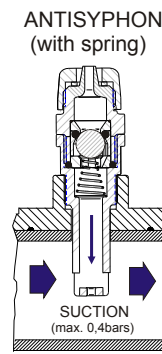
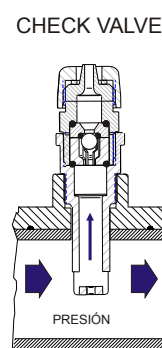
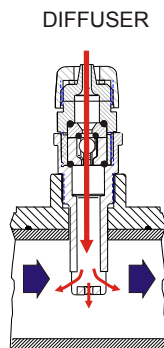
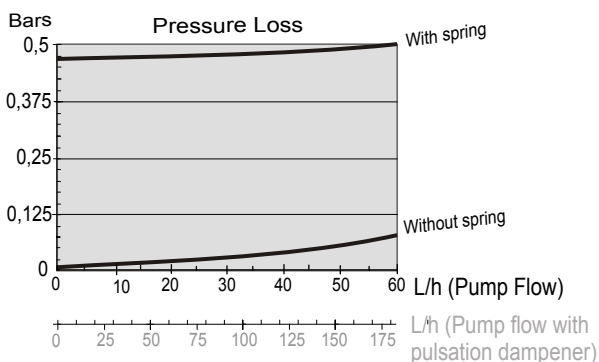
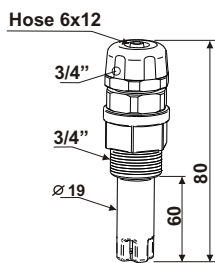


INJECTION VALVE 6X12

TECHNICAL FEATURES

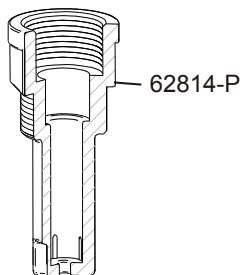
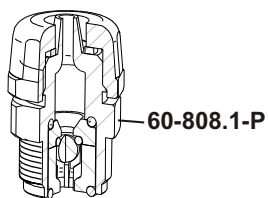
Max. flow: 60l/h
 Connection thread: 3/4"
 Hose connection : Diameter 6x12



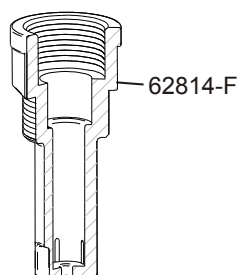
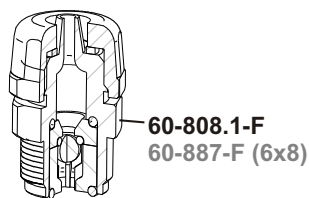
LIST OF PARTS

INJECTION VALVE 6x12

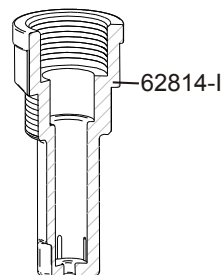
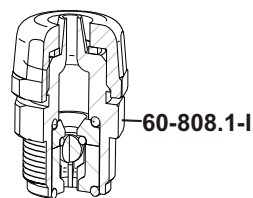
Polypropylene
18-822-P



PVDF
18-822-F
18-821-F (6x8)



SS 316
18-822-I



Polypropylene with spring
18-823-P (Spring SS316)
18-824-P (Spring HALAR®)

