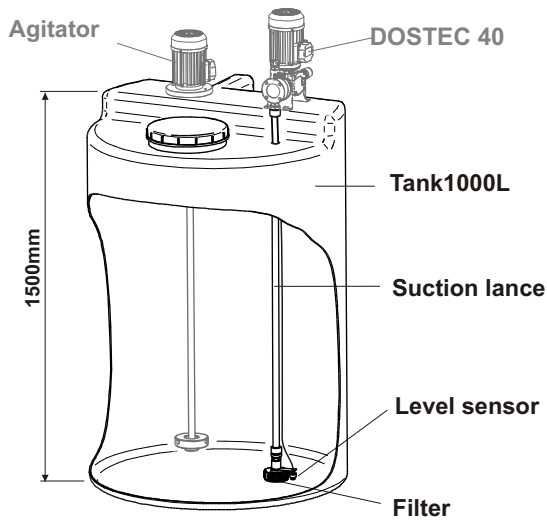


# DOSING STATION 1000L



K1000 01

## DOSTEC 40 (500l/h max.)



### Code formulation

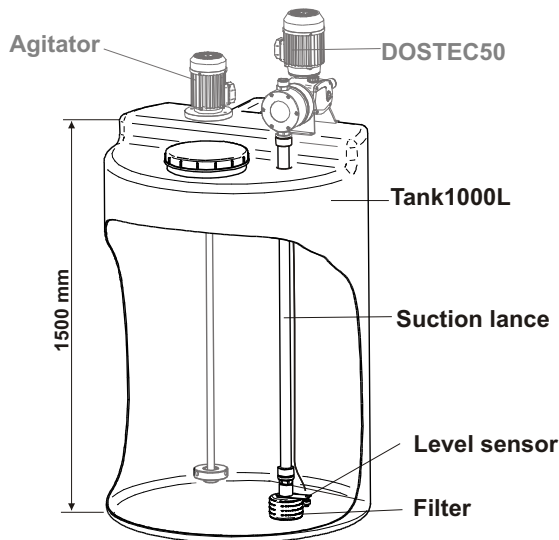
8 7 - M 2 0 - P 1500 - L N A B

Filter
R: Polypropylene filter I: AISI 316

Level sensor
L: With level sensor N: Without level sensor

Pre-installation
A: pre-installation Agitator and Pump B: pre-installation Pump

## DOSTEC 50 (750l/h max.)



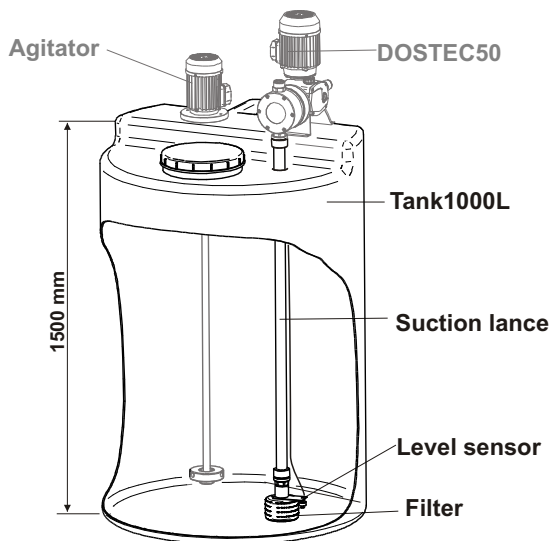
### Code formulation

8 7 - X 3 2 - P 1500 - L N A B

Level sensor
L: With level sensor N: Without level sensor

Pre-installation
A: pre-installation Agitator and Pump B: pre-installation Pump

## DOSTEC 50 (1000l/h max.)



### Code formulation

8 7 - X 4 0 - P 1500 - L N A B

Level sensor
L: With level sensor N: Without level sensor

Pre-installation
A: pre-installation Agitator and Pump B: pre-installation Pump